

ORIGINAL RESEARCH

Open Access

Petrov-Galerkin finite element method for solving the MRLW equation

Seydi Battal Gazi Karakoc^{1*} and Turabi Geyikli²

Abstract

In this article, a Petrov-Galerkin method, in which the element shape functions are cubic and weight functions are quadratic B-splines, is introduced to solve the modified regularized long wave (MRLW) equation. The solitary wave motion, interaction of two and three solitary waves, and development of the Maxwellian initial condition into solitary waves are studied using the proposed method. Accuracy and efficiency of the method are demonstrated by computing the numerical conserved laws and L_2, L_∞ error norms. The computed results show that the present scheme is a successful numerical technique for solving the MRLW equation. A linear stability analysis based on the Fourier method is also investigated.

Keywords: Finite element method, Petrov-Galerkin, MRLW equation, Splines, Solitary waves

MSC: 65N30, 65D07, 74S05, 74J35, 76B25

Introduction

This study is concerned with the following one-dimensional modified regularized long wave (MRLW) equation:

$$U_t + U_x + 6U^2U_x - \mu U_{xxt} = 0, \quad (1)$$

where t is time, x is the space coordinate, μ is a positive parameter, and $U(x, t)$ is the wave amplitude with the physical boundary conditions $U \rightarrow 0$ as $x \rightarrow \pm\infty$. The equation was first introduced to describe the development of an undular bore by Peregrine [1] and later by Benjamin et al. [2]. This equation is very important in physics media since it describes the phenomena with weak nonlinearity and dispersion waves, including nonlinear transverse waves in shallow water, ion-acoustic and magneto hydrodynamic waves in plasma, and phonon packets in nonlinear crystals [2]. The MRLW equation which we discuss here is based upon the regularized long wave equation [[3]-[21]] and is related with both the modified equal width wave [[22]-[25]] and modified Korteweg-de Vries equation [26]. This equation is a special case of the

generalized long wave (GRLW) equation which has the form:

$$U_t + U_x + \delta U^p U_x - \mu U_{xxt} = 0, \quad (2)$$

where δ and μ are positive constants and p is a positive integer. Few authors have studied the GRLW equation; a quasilinearization method based on finite differences was used by Ramos [27] for solving the GRLW equation. Zhang [28] used a finite difference method to solve the GRLW equation for a Cauchy problem. Kaya and El-Sayed [29] also studied the GRLW equation with the Adomian decomposition method. Roshan [30] solved the GRLW equation numerically by the Petrov-Galerkin method using a linear hat function as the trial function and a quintic B-spline function as the test function. The MRLW equation with a limited set of boundary and initial conditions has analytical solutions. Therefore, numerical solutions of the equation have been the subject of some papers. Gardner et al. [31] introduced a collocation solution to the MRLW equation using quintic B-spline finite elements. Khalifa et al. [32,33] applied the finite difference and cubic B-spline collocation finite element method to obtain the numerical solutions of the MRLW equation.

*Correspondence: sbgkarakoc@nevsehir.edu.tr

¹Department of Mathematics, Faculty of Science and Art, Nevsehir University, Nevsehir, 50300, Turkey

Full list of author information is available at the end of the article

Solutions based on collocation method with quadratic B-spline finite elements and the central finite difference method for time are investigated by Raslan [34]. Raslan and Hassan [35] solved the MRLW equation by a collocation finite element method using quadratic, cubic, quartic, and quintic B-splines to obtain the numerical solutions of the single solitary wave. Haq et al. [36] have developed a numerical scheme based on quartic B-spline collocation method for the numerical solution of MRLW equation. Ali [37] has formulated a classical radial basis function collocation method for solving the MRLW equation.

In this paper, we have applied a lumped Petrov-Galerkin method in which the element shape functions are cubic, and the weight functions are quadratic B-splines. The motion of a single solitary wave, interaction of two and three solitary waves, and Maxwellian initial condition are studied to show the performance and accuracy of the proposed method. A linear stability analysis of the scheme shows that it is unconditionally stable.

Cubic B-spline Petrov-Galerkin method

To apply the numerical method, the solution domain of the problem is restricted over an interval $a \leq x \leq b$. The interval is partitioned into uniformly sized finite elements of equal length h by the nodes x_m such that $a = x_0 < x_1 \cdots < x_N = b$ and $h = x_{m+1} - x_m, m = 1, 2, \dots, N$. The MRLW equation (1) is considered with the boundary conditions

$$U(a, t) = 0, \quad U(b, t) = 0, \tag{3}$$

$$U_x(a, t) = 0, \quad U_x(b, t) = 0, \quad t > 0,$$

and the initial condition

$$U(x, 0) = f(x), \quad a \leq x \leq b$$

where $f(x)$ is a prescribed function. Physical boundary conditions require U and $U_x \rightarrow 0$ that $U \rightarrow 0$ for $x \rightarrow \pm\infty$. The cubic B-splines $\phi_m(x)$, $m = -1(1)N + 1$ are defined at the knots x_m by [17].

$$\phi_m(x) = \frac{1}{h^3} \begin{cases} (x - x_{m-2})^3, & x \in [x_{m-2}, x_{m-1}], \\ h^3 + 3h^2(x - x_{m-1}) + 3h(x - x_{m-1})^2 - 3(x - x_{m-1})^3, & x \in [x_{m-1}, x_m], \\ h^3 + 3h^2(x_{m+1} - x) + 3h(x_{m+1} - x)^2 - 3(x_{m+1} - x)^3, & x \in [x_m, x_{m+1}], \\ (x_{m+2} - x)^3, & x \in [x_{m+1}, x_{m+2}], \\ 0 & \text{otherwise.} \end{cases} \tag{4}$$

The set of functions $\{\phi_{-1}, \phi_0, \dots, \phi_1\}$ forms a basis for functions defined over the interval $a \leq x \leq b$. So, the numerical solution $U_N(x, t)$ to the exact solution $U(x, t)$ is given by:

$$U_N(x, t) = \sum_{j=-1}^{N+1} \delta_j(t) \phi_j(x) \tag{5}$$

where δ_j are the time dependent quantities to be determined from the boundary and weighted residual conditions. Each cubic B-spline covers four elements so that each element $[x_m, x_{m+1}]$ is covered by four splines. Applying a local coordinate system for the typical finite element $[x_m, x_{m+1}]$ defined by:

$$h\eta = x - x_m \quad 0 \leq \eta \leq 1, \tag{6}$$

so the cubic B-spline shape functions over the element $[0, 1]$ can be defined as:

$$\begin{aligned} \phi_{m-1} &= (1 - \eta)^3, \\ \phi_m &= 1 + 3(1 - \eta) + 3(1 - \eta)^2 - 3(1 - \eta)^3, \\ \phi_{m+1} &= 1 + 3\eta + 3\eta^2 - 3\eta^3, \\ \phi_{m+2} &= \eta^3. \end{aligned} \tag{7}$$

All splines apart from $\phi_{m-1}(x), \phi_m(x), \phi_{m+1}(x)$ and $\phi_{m+2}(x)$ are zero over the element $[x_m, x_{m+1}]$. Over the typical element $[x_m, x_{m+1}]$, the numerical solution $U_N(x, t)$ is given by:

$$U_N(x, t) = \sum_{j=m-1}^{m+2} \phi_j(x) \delta_j(t) \tag{8}$$

where $\delta_{m-1}, \delta_m, \delta_{m+1}, \delta_{m+2}$ act as element parameters and B-splines $\phi_{m-1}, \phi_m, \phi_{m+1}, \phi_{m+2}$ as element shape functions. Using trial function (5) and cubic splines (4), the nodal values of U, U' and U'' at the knot x_m are given in terms of the element parameters δ_m by:

$$\begin{aligned} U_m &= U(x_m) = \delta_{m-1} + 4\delta_m + \delta_{m+1}, \\ U'_m &= U'(x_m) = \frac{3}{h}(-\delta_{m-1} + \delta_{m+1}), \\ U''_m &= U''(x_m) = \frac{6}{h^2}(\delta_{m-1} - 2\delta_m + \delta_{m+1}). \end{aligned} \tag{9}$$

where the symbols ' and '' denote first and second differentiation with respect to x , respectively. The splines $\phi_m(x)$ and their two principle derivatives vanish outside the interval $[x_{m-2}, x_{m+2}]$. The weight function Ψ_m is taken a quadratic B-spline. Quadratic B-spline Ψ_m at the knots x_m is defined over the interval $[a, b]$ by:

$$\Psi_m(x) = \frac{1}{h^2} \begin{cases} (x_{m+2} - x)^2 - 3(x_{m+1} - x)^2 + 3(x_m - x)^2, & [x_{m-1}, x_m] \\ (x_{m+2} - x)^2 - 3(x_{m+1} - x)^2 & [x_m, x_{m+1}] \\ (x_{m+2} - x)^2 & [x_{m+1}, x_{m+2}] \\ 0 & \text{otherwise.} \end{cases} \quad (10)$$

Using the local coordinate transformation for the finite element $[x_m, x_{m+1}]$ by $h\eta = x - x_m$, $0 \leq \eta \leq 1$ quadratic B-spline Ψ_m can be defined as:

$$\begin{aligned} \Psi_{m-1} &= (1 - \eta)^2, \\ \Psi_m &= 1 + 2\eta - 2\eta^2, \\ \Psi_{m+1} &= \eta^2. \end{aligned} \quad (11)$$

Applying the Petrov-Galerkin approach to Equation 1, we obtain the weak form of Equation 1:

$$\int_a^b \Psi(U_t + U_x + 6U^2U_x - \mu U_{xxt}) dx = 0. \quad (12)$$

For a single element $[x_m, x_{m+1}]$, using transformation (6) into Equation 12 we obtain:

$$\int_0^1 \Psi \left(U_t + \left(\frac{1 + 6U^2}{h} \right) U_\eta - \frac{\mu}{h^2} U_{\eta\eta t} \right) d\eta = 0. \quad (13)$$

Integrating Equation 13 by parts and using Equation 1 lead to:

$$\int_0^1 [\Psi(U_t + \lambda U_\eta) + \beta \Psi_\eta U_{\eta t}] d\eta = \beta \Psi U_{\eta t} \Big|_0^1 \quad (14)$$

where $\lambda = \frac{1+6U^2}{h}$ and $\beta = \frac{\mu}{h^2}$. Taking the weight function Ψ_i with quadratic B-spline shape functions given by Equation 11 and substituting approximation (8) into integral Equation 14, we obtain the element contributions in the form:

$$\begin{aligned} \sum_{j=m-1}^{m+1} \left[\left(\int_0^1 \Psi_i \phi_j + \beta \Psi_i' \phi_j' \right) d\eta - \beta \Psi_i \phi_j' \Big|_0^1 \right] \delta_j^e \\ + \sum_{j=m-1}^{m+1} \left(\lambda \int_0^1 \Psi_i \phi_j' d\eta \right) \delta_j^e \end{aligned} \quad (15)$$

which can be written in matrix form as follows:

$$[A^e + \beta(B^e - C^e)] \delta^e + \lambda D^e \delta^e \quad (16)$$

where $\delta^e = (\delta_{m-1}, \delta_m, \delta_{m+1}, \delta_{m+2})^T$ are the element parameters, and the dot denotes differentiation with respect to t . The element matrices A^e, B^e, C^e , and D^e are rectangular 3×4 given by the following integrals:

$$A_{ij}^e = \int_0^1 \Psi_i \phi_j d\eta = \frac{1}{60} \begin{bmatrix} 10 & 71 & 38 & 1 \\ 19 & 221 & 221 & 19 \\ 1 & 38 & 71 & 10 \end{bmatrix}$$

$$B_{ij}^e = \int_0^1 \Psi_i' \phi_j' d\eta = \frac{1}{2} \begin{bmatrix} 3 & 5 & -7 & -1 \\ -2 & 2 & 2 & -2 \\ -1 & -7 & 5 & 3 \end{bmatrix}$$

$$C_{ij}^e = \Psi_i \phi_j' \Big|_0^1 = \frac{3}{1} \begin{bmatrix} 1 & 0 & -1 & 0 \\ 1 & -1 & -1 & 1 \\ 0 & -1 & 0 & 1 \end{bmatrix}$$

$$D_{ij}^e = \int_0^1 \Psi_i \phi_j' d\eta = \frac{1}{10} \begin{bmatrix} -6 & -7 & 12 & 1 \\ -13 & -41 & 41 & 13 \\ -1 & -12 & 7 & 6 \end{bmatrix}$$

where i takes only the values 1, 2, 3, and the j takes only the values $m - 1, m, m + 1, m + 2$ for the typical element $[x_m, x_{m+1}]$. A lumped value for λ is found from $\frac{1}{4}(U_m + U_{m+1})^2$ as:

$$\lambda = \frac{6}{4h} (\delta_{m-1} + 5\delta_m + 5\delta_{m+1} + \delta_{m+2})^2.$$

Assembling all contributions from all elements leads to the following matrix equation:

$$[A^e + \beta(B^e - C^e)] \delta^e + \lambda D^e \delta^e = 0 \quad (17)$$

where $\delta = (\delta_{-1}, \delta_0, \dots, \delta_N, \delta_{N+1})^T$ are the global element parameters. The matrices A, B , and λD are rectangular, and row m of each has the following form:

$$A = \frac{1}{60} (1, 57, 302, 302, 57, 1, 0),$$

$$B = \frac{1}{2} (-1, -9, 10, 10, -9, -1, 0),$$

$$\begin{aligned} \lambda D = \frac{1}{10} (-\lambda_1, -12\lambda_1 - 13\lambda_2, 7\lambda_1 - 41\lambda_2 - 6\lambda_3, 6\lambda_1 \\ + 41\lambda_2 - 7\lambda_3, 13\lambda_2 + 12\lambda_3, \lambda_3, 0) \end{aligned}$$

where

$$\begin{aligned} \lambda_1 &= \frac{6}{4h}(\delta_{m-2} + 5\delta_{m-1} + 5\delta_m + \delta_{m+1})^2, \\ \lambda_2 &= \frac{6}{4h}(\delta_{m-1} + 5\delta_m + 5\delta_{m+1} + \delta_{m+2})^2, \\ \lambda_3 &= \frac{6}{4h}(\delta_m + 5\delta_{m+1} + 5\delta_{m+2} + \delta_{m+3})^2. \end{aligned}$$

Substituting the Crank-Nicholson approach $\delta = \frac{1}{2}(\delta^n + \delta^{n+1})$ and the forward finite difference $\dot{\delta} = \frac{\delta^{n+1} - \delta^n}{\Delta t}$ in Equation 17, we obtain the following matrix system:

$$\left[A + \beta(B - C) + \frac{\lambda \Delta t}{2} D \right] \delta^{n+1} = \left[A + \beta(B - C) - \frac{\lambda \Delta t}{2} D \right] \delta^n \quad (18)$$

where Δt is the time step. Applying the boundary conditions (3) to the system (18), we make the matrix equation square. The resulting system can be efficiently solved with a variant of the Thomas algorithm. Two or three inner iterations are applied to $\delta^{n*} = \delta^n + \frac{1}{2}(\delta^n - \delta^{n-1})$ at each time in order to improve the accuracy.

To evaluate the vector parameters δ^n , the initial vector δ^0 must be determined from the initial and boundary conditions. So the approximation (8) can be rewritten for the initial condition:

$$U_N(x, 0) = \sum_{m=-1}^{N+1} \phi_m(x) \delta_m^0,$$

where the parameters δ_m^0 will be determined. Using relations at the knots:

$$\begin{aligned} U_N(x_m, 0) &= U(x_m, 0), \\ U'_N(x_0, 0) &= U'(x_N, 0) = 0, \quad m = 0, 1, \dots, N, \end{aligned}$$

together with the derivative condition, the initial vector δ^0 can be determined from the following matrix equation:

$$\begin{bmatrix} -3 & 0 & 3 & & & \\ & 1 & 4 & 1 & & \\ & & & \ddots & & \\ & & & & 1 & 4 & 1 \\ & & & & & -3 & 0 & 3 \end{bmatrix} \begin{bmatrix} \delta_{-1}^0 \\ \delta_0^0 \\ \vdots \\ \delta_N^0 \\ \delta_{N+1}^0 \end{bmatrix} = \begin{bmatrix} 0 \\ U(x_0) \\ \vdots \\ U(x_N) \\ 0 \end{bmatrix}$$

which can be solved using a variant of the Thomas algorithm.

Stability analysis

A typical member of the matrix system (18) can be written in terms of the nodal parameters δ_m^n as:

$$\begin{aligned} &\gamma_1 \delta_{m-2}^{n+1} + \gamma_2 \delta_{m-1}^{n+1} + \gamma_3 \delta_m^{n+1} + \gamma_4 \delta_{m+1}^{n+1} + \gamma_5 \delta_{m+2}^{n+1} + \gamma_6 \delta_{m+3}^{n+1} \\ &= \gamma_6 \delta_{m-2}^n + \gamma_5 \delta_{m-1}^n + \gamma_4 \delta_m^n + \gamma_3 \delta_{m+1}^n + \gamma_2 \delta_{m+2}^n + \gamma_1 \delta_{m+3}^n \end{aligned} \quad (19)$$

where

$$\begin{aligned} \gamma_1 &= \frac{1}{60} - \frac{\beta}{2} - \frac{\lambda \Delta t}{20}, \\ \gamma_2 &= \frac{57}{60} - \frac{9\beta}{2} - \frac{25\lambda \Delta t}{20}, \\ \gamma_3 &= \frac{302}{60} + \frac{10\beta}{2} - \frac{40\lambda \Delta t}{20}, \\ \gamma_4 &= \frac{302}{60} + \frac{10\beta}{2} + \frac{40\lambda \Delta t}{20}, \\ \gamma_5 &= \frac{57}{60} - \frac{9\beta}{2} + \frac{25\lambda \Delta t}{20}, \\ \gamma_6 &= \frac{1}{60} - \frac{\beta}{2} + \frac{\lambda \Delta t}{20}. \end{aligned}$$

Table 1 Invariants and error norms for single solitary wave with $c = 1, h = 0.2, k = 0.025, 0 \leq x \leq 100$

t	I_1	I_2	I_3	$L_2 \times 10^3$	$L_\infty \times 10^3$
0	4.4428660	3.2998132	1.4142140	0.00000000	0.00000000
1	4.4429039	3.2998799	1.4142751	1.27857482	0.97128634
2	4.4429407	3.2999386	1.4143307	1.94873185	1.19047742
3	4.4429738	3.2999875	1.4143789	2.23310008	1.22147152
4	4.4430057	3.3000339	1.4144250	2.36289726	1.22257461
5	4.4430371	3.3000792	1.4144702	2.42413895	1.21265967
6	4.4430681	3.3001242	1.4145150	2.44984423	1.19897971
7	4.4430989	3.3001688	1.4145596	2.45520554	1.17805328
8	4.4431289	3.3002133	1.4146041	2.44829913	1.15091479
9	4.4431564	3.3002578	1.4146485	2.43398306	1.11806098
10	4.4431758	3.3003023	1.4146927	2.41552569	1.07974857

Table 2 Errors and invariants for single solitary wave with $c = 1, h = 0.2, k = 0.025, 0 \leq x \leq 100$, at $t = 10$

Method	l_1	l_2	l_3	$L_2 \times 10^3$	$L_\infty \times 10^3$
Analytical	4.4428829	3.2998316	1.4142135	0	0
Present	4.4431758	3.3003023	1.4146927	2.41552	1.07974
[30]	4.44288	3.29981	1.41416	3.00533	1.68749
Cubic B-splines coll-CN [31]	4.442	3.299	1.413	16.39	9.24
Cubic B-splines coll+PA-CN [31]	4.440	3.296	1.411	20.3	11.2
Cubic B-splines coll [32]	4.44288	3.29983	1.41420	9.30196	5.43718
MQ [37]	4.4428829	3.29978	1.414163	3.914	2.019
IMQ [37]	4.4428611	3.29978	1.414163	3.914	2.019
IQ [37]	4.4428794	3.29978	1.414163	3.914	2.019
GA [37]	4.4428829	3.29978	1.414163	3.914	2.019
TPS [37]	4.4428821	3.29972	1.414104	4.428	2.306

The stability analysis is based on the Fourier method in which the growth factor of the error in a typical mode of amplitude ξ^n ,

$$\delta_j^n = \xi^n e^{ijkh} \tag{20}$$

where k is the mode number and h is the element size, is determined from a linearization of the numerical scheme. To apply the stability analysis, the MRLW equation can be linearized by assuming that the quantity U in the non-linear term $U^2 U_x$ is locally constant. Substituting the Fourier mode (20) into (19) gives the growth factor g of the form:

$$g = \frac{a - ib}{a + ib} \tag{21}$$

where

$$\begin{aligned} a &= (302 + 300\beta) \cos\left(\frac{\theta}{2}\right)h + (57 - 270\beta) \cos\left(\frac{3\theta}{2}\right)h \\ &\quad + (1 - 30\beta) \cos\left(\frac{5\theta}{2}\right), \\ b &= 120\lambda\Delta t \sin\left(\frac{\theta}{2}\right)h + 75\lambda\Delta t \sin\left(\frac{3\theta}{2}\right)h \\ &\quad + 3\lambda\Delta t \sin\left(\frac{5\theta}{2}\right)h. \end{aligned} \tag{22}$$

Taking the modulus of Equation 21, we have $|g| = 1$. Therefore, the scheme is unconditionally stable.

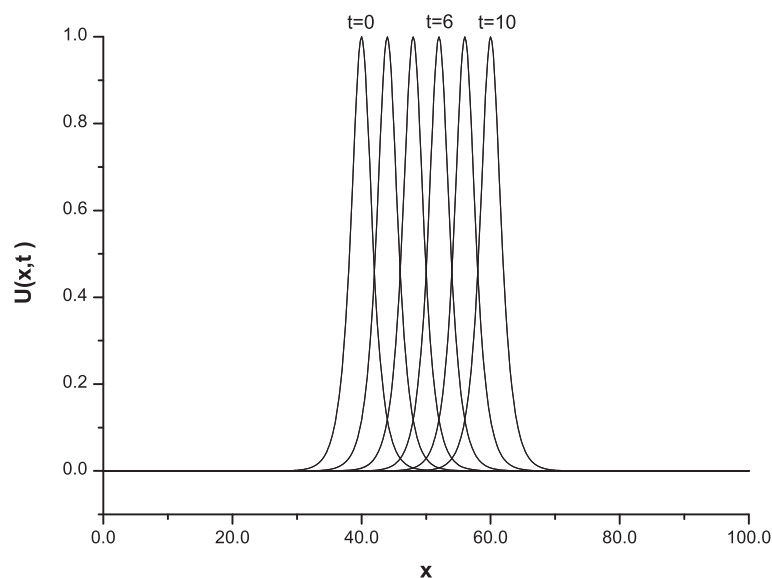


Figure 1 Single solitary wave with $c = 1, h = 0.2, \Delta t = 0.025, 0 \leq x \leq 100, t = 0, 2, 4, 6, 8, \text{ and } 10$.

Table 3 Comparison of invariants for the interaction of two solitary waves with results from [38] with $c_1 = 0.03$, $c_1 = 0.01$, $-40 \leq x \leq 180$

t	Present method			[38]		
	I_1	I_2	I_3	I_1	I_2	I_3
0	6.34543	0.592826	0.0054854	6.34540	0.592825	0.0054853
0.2	6.34541	0.592826	0.0054854	6.34532	0.592789	0.0054841
0.4	6.34541	0.592826	0.0054854	6.34508	0.592683	0.0054806
0.6	6.34541	0.592826	0.0054854	6.34466	0.592511	0.0054751
0.8	6.34542	0.592826	0.0054854	6.34408	0.592280	0.0054678
1.0	6.34542	0.592826	0.0054854	6.34333	0.591998	0.0054591
1.2	6.34542	0.592826	0.0054853	6.34241	0.591678	0.0054492
1.4	6.34542	0.592827	0.0054851	6.34132	0.591334	0.0054387
1.6	6.34541	0.592828	0.0054841	6.34007	0.590985	0.0054280
1.8	6.34540	0.592830	0.0054814	6.33864	0.590648	0.0054175
2.0	6.34540	0.592832	0.0054796	6.33705	0.590348	0.0054075

Numerical examples and results

In this section, numerical solutions of the MRLW equation are obtained for four standard problems: the motion of single solitary wave, interaction of two and three solitary waves, and development of the Maxwellian initial condition into solitary waves. L_2 and L_∞ error norms are used to show how good the numerical results in comparison with the exact results defined by:

$$L_2 = \|U^{\text{exact}} - U_N\|_2 \simeq \sqrt{h \sum_{j=0}^N |U_j^{\text{exact}} - (U_N)_j|^2}, \tag{23}$$

and the L_∞ error norm

$$L_\infty = \|U^{\text{exact}} - U_N\|_\infty \simeq \max_j |U_j^{\text{exact}} - (U_N)_j|. \tag{24}$$

For the MRLW equation, we evaluate the following invariants to validate the conservation properties: [31]

$$I_1 = \int_a^b U dx \simeq h \sum_{j=1}^N U_j^n,$$

$$I_2 = \int_a^b [U^2 + \mu(U_x)^2] dx \simeq h \sum_{j=1}^N [(U_j^n)^2 + \mu(U_x)_j^n],$$

$$I_3 = \int_a^b (U^4 - \mu U_x^2) dx \simeq h \sum_{j=1}^N [(U_j^n)^4 - \mu(U_x)_j^n],$$

which correspond to conversation of mass, momentum, and energy, respectively.

The motion of single solitary wave

Firstly, we consider Equation 1 with the boundary conditions $U \rightarrow 0$ as $x \rightarrow \pm\infty$ and the initial condition:

$$U(x, 0) = \sqrt{c} \operatorname{sech} [p(x - x_0)].$$

An analytical solution of this problem is:

$$U(x, t) = \sqrt{c} \operatorname{sech} [p(x - (c + 1)t - x_0)]$$

which represents the motion of a single solitary wave with amplitude \sqrt{c} , where $p = \sqrt{\frac{c}{\mu(c+1)}}$, x_0 , and c are arbitrary

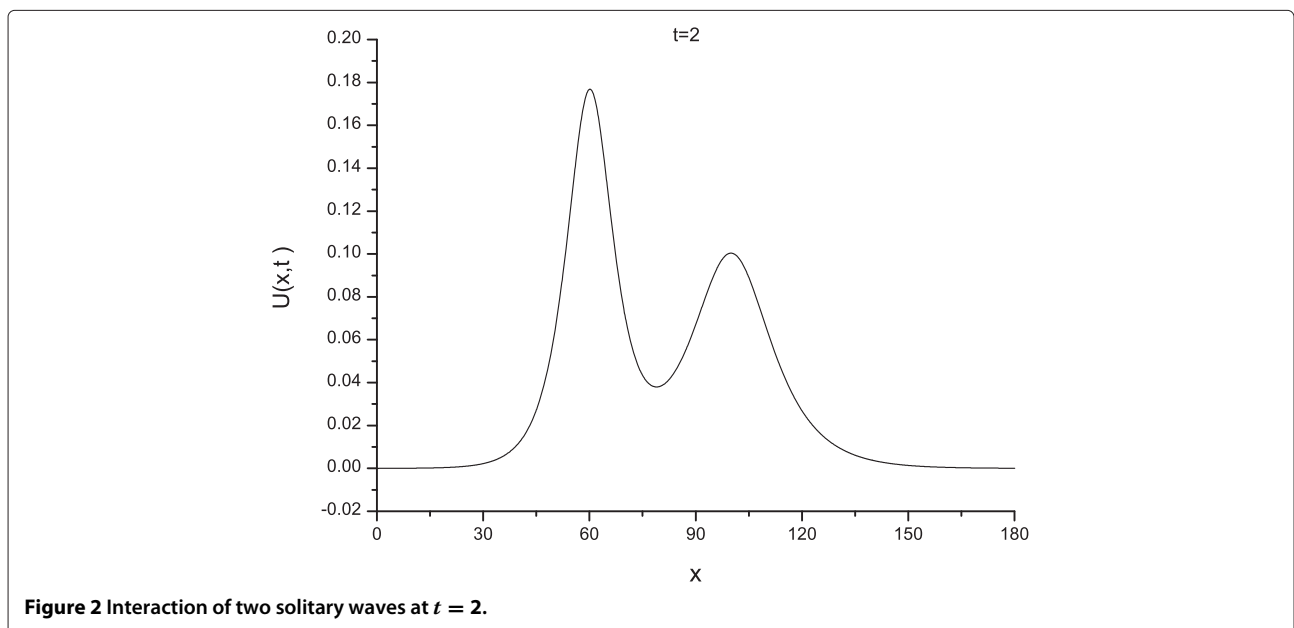


Figure 2 Interaction of two solitary waves at $t = 2$.

Table 4 Comparison of invariants for the interaction of three solitary waves with results from [38] with $h=0.2$, $k=0.025$ in the region $-40 \leq x \leq 180$

t	Present method			[38]		
	I_1	I_2	I_3	I_1	I_2	I_3
0	9.51777	0.9041368	0.0078632	9.51769	0.904129	0.0078631
0.1	9.51766	0.9041370	0.0078630	9.51770	0.904193	0.0078651
0.2	9.51766	0.9041370	0.0078631	9.51771	0.904383	0.0078706
0.3	9.51767	0.9041369	0.0078631	9.51772	0.904700	0.0078795
0.4	9.51767	0.9041369	0.0078631	9.51772	0.905144	0.0078919
0.5	9.51768	0.9041369	0.0078631	9.51773	0.905715	0.0078631
0.6	9.51768	0.9041369	0.0078632	9.51774	0.906413	0.0079076
0.7	9.51768	0.9041368	0.0078632	9.51775	0.907239	0.0079495
0.8	9.51768	0.9041369	0.0078632	9.51776	0.908192	0.0079755
0.9	9.51768	0.9041372	0.0078628	9.51776	0.909270	0.0080051
1.0	9.51768	0.9041384	0.0078616	9.51777	0.910476	0.0080380

constants. For this problem, the analytical values of the invariants can be found as [31]:

$$I_1 = \frac{\pi\sqrt{c}}{p}, \quad I_2 = \frac{2c}{p} + \frac{2\mu pc}{3}, \quad I_3 = \frac{4c^2}{3p} - \frac{2\mu pc}{3}. \quad (25)$$

We have taken the parameters $c = 1$, $\mu = 1$, $h = 0.2$, $x_0 = 40$, and $k = 0.025$ over the interval $[0, 100]$ to make a comparison with those of earlier studies [30-32,37]. For these parameters, the solitary wave has amplitude 1.0. The simulations are done up to time $t = 10$ to find the error norms L_2 and L_∞ and the numerical invariants I_1, I_2 , and

I_3 at various times. The obtained results are reported in Table 1. As seen in Table 1, the error norms L_2 and L_∞ are found to be small enough, and the computed values of invariants are in good agreement with their analytical values $I_1 = 4.4428829$, $I_2 = 3.2998316$, $I_3 = 1.4142135$. Amplitude is 1.000000 at $t = 0$ which is located at $x = 40$, while it is 0.999284 at $t = 10$ which is located at $x = 60.0$. The absolute difference in amplitudes at times $t = 0$ and $t = 20$ is 7.16×10^{-4} , so that there is a little change between amplitudes. The percentage of the relative error of the conserved quantities I_1, I_2 and I_3 are calculated with respect to the conserved quantities at $t = 0$. Percentage of relative changes of I_1, I_2 , and I_3 are found to be 6×10^{-3} , 14×10^{-3} , and 33×10^{-3} , respectively. So, the invariants remain almost constant during the computer run. Table 2 displays a comparison of the values of the invariants and error norms obtained by the present method with those obtained by other methods[30-32,37]. It is clearly seen from Table 2 that the error norms obtained by the present method are smaller than the other methods [30-32,37]. Figure 1 illustrates the motion of solitary wave with $c = 1$, $h = 0.2$, and $k = 0.025$ at different time levels.

Interaction of two solitary waves

As a second problem, we consider the interaction of two separated solitary waves having different amplitudes and traveling in the same direction. For this problem, the initial condition is given by:

$$U(x, 0) = \sum_{j=1}^2 A_j \operatorname{sech}(p_j[x - x_j]), \quad (26)$$

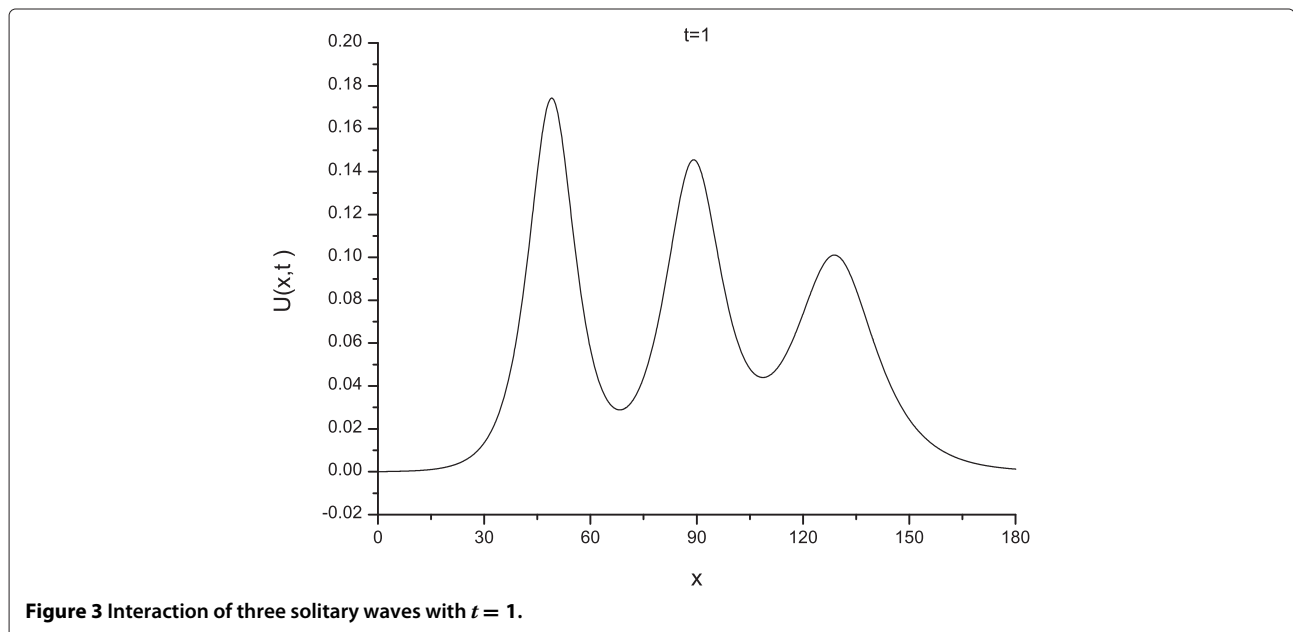


Figure 3 Interaction of three solitary waves with $t = 1$.

Table 5 Invariants of MRLW equation using the Maxwellian initial condition

μ	t	I_1	I_2	I_3	I_1 [38]	I_2 [38]	I_3 [38]
	0.01	1.77247	1.27212	0.867430	1.77247	1.27213	0.86732
0.015	0.03	1.77246	1.27207	0.867341	1.77251	1.27255	0.86879
	0.05	1.77243	1.27196	0.867156	1.77254	1.27624	0.88014
	0.01	1.77247	1.25833	0.881212	1.77245	1.25833	0.881217
0.004	0.03	1.77246	1.25827	0.881091	1.77246	1.25833	0.881351
	0.05	1.77246	1.25819	0.880750	1.77246	1.25852	0.881013

where $A_j = \sqrt{c_j}$, $p_j = \sqrt{\frac{c_j}{\mu(c_j+1)}}$, $j = 1, 2, 3$, c_j and x_j are arbitrary constants. For the computational work, parameters $\mu = 1, c_1 = 0.03, c_2 = 0.01, x_1 = 18, x_2 = 58$ are used over the range $[-40, 180]$ to coincide with those used by [38]. The experiment is run from $t = 0$ to $t = 2$, and values of the invariant quantities I_1, I_2 and I_3 are listed in Table 3. Table 3 shows a comparison of the values of the invariants obtained by the present method with those obtained in [38]. It is seen that the numerical values of the invariants remain almost constant during the computer run. Figure 2 shows the development of the interaction of two solitary waves. At $t = 0$, the amplitude of larger waves is 0.1769525 at the point $x = 58.1$ whereas the amplitude of the smaller one is 0.1003772 at the point $x = 97.9$. However, at $t = 2$, the amplitude of larger waves is 0.1768495 at the point $x = 60.1$ whereas the amplitude of the smaller one is 0.1003873 at the point $x = 99.9$. It is found that the absolute difference in amplitude is 1.01×10^{-5} for the smaller wave and 1.03×10^{-4} for the larger wave for this algorithm.

Interaction of three solitary waves

In this section, we study the behavior of the interaction of three solitary waves having different amplitudes and traveling in the same direction. So, we consider Equation 1 with the initial condition given by the linear sum of three well-separated solitary waves of different amplitudes:

$$U(x, 0) = \sum_{j=1}^3 A_j \operatorname{sech}(p_j[x - x_j]), \quad (27)$$

where $A_j = \sqrt{c_j}$, $p_j = \sqrt{\frac{c_j}{\mu(c_j+1)}}$, $j = 1, 2, 3$, c_j and x_j are arbitrary constants. For the computational work, we have chosen the parameters $\mu = 1, c_1 = 0.03, c_2 = 0.02, c_3 = 0.01, x_1 = 8, x_2 = 48, x_3 = 88$ over the interval $[-40, 180]$. Simulations are done up to time $t = 1$. Table 4 displays a comparison of the values of the invariants obtained by the present method with those obtained in Ref. [38]. It is seen from the table that the obtained values of the invariants remain almost during the computer run. The absolute differences between the values of the conservative constants obtained by the present method at times $t = 0$ and $t = 1$ are $\Delta I_1 = 4.8 \times 10^{-2}$, $\Delta I_2 = 9.5 \times 10^{-3}$, $\Delta I_3 = 4.1 \times 10^{-2}$. Figure 3 shows the interaction of these solitary waves at different times.

The Maxwellian initial condition

Finally, the development of the Maxwellian initial condition

$$U(x, 0) = \exp(-(x - 40)^2), \quad (28)$$

into a train of solitary waves is studied. It is known that with the Maxwellian condition (28), the behavior of the solution depends on the values of μ . So, we study each of the following cases: $\mu = 0.015$, and $\mu = 0.004$. The

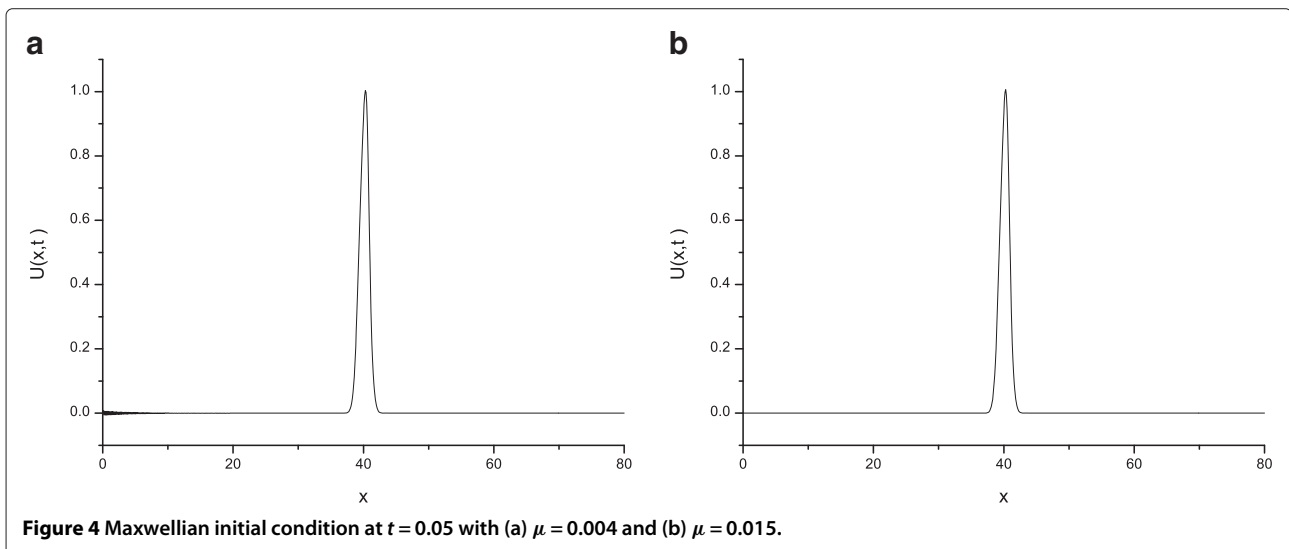


Figure 4 Maxwellian initial condition at $t = 0.05$ with (a) $\mu = 0.004$ and (b) $\mu = 0.015$.

obtained numerical values of the invariants are listed in Table 5. The absolute differences between the values of the invariants obtained for the $\mu = 0.015$ are $\Delta I_1 = 4 \times 10^{-5}$, $\Delta I_2 = 1.1 \times 10^{-4}$, $\Delta I_3 = 2.74 \times 10^{-4}$ whereas they are $\Delta I_1 = 7 \times 10^{-5}$, $\Delta I_2 = 4.11 \times 10^{-3}$, $\Delta I_3 = 1.28 \times 10^{-2}$ and for $\mu = 0.004$; $\Delta I_1 = 1 \times 10^{-5}$, $\Delta I_2 = 1.4 \times 10^{-4}$, $\Delta I_3 = 4.62 \times 10^{-4}$ whereas they are $\Delta I_1 = 1 \times 10^{-5}$, $\Delta I_2 = 1.9 \times 10^{-4}$, $\Delta I_3 = 3.906 \times 10^{-3}$ in [38]. Figure 4 illustrates the development of the Maxwellian initial condition into solitary waves for $\mu = 0.015$ and $\mu = 0.004$ at time $t = 0.05$. As seen from the figure that for $\mu = 0.015$ and $\mu = 0.004$ only a single soliton is generated.

Conclusion

In this paper, a numerical method based on a Petrov-Galerkin method using quadratic weight functions and cubic B-spline finite elements has been presented to find numerical solutions of MRLW equation. We tested our scheme through single solitary wave in which the analytic solution is known and extended it to study the interaction of two and three solitary waves and the Maxwellian initial condition where the analytic solutions are unknown during the interaction. The performance and accuracy of the method were shown by calculating the error norms L_2 and L_∞ . The obtained results show that a Petrov-Galerkin method involving quadratic weight functions and cubic B-spline finite elements can be used to produce reasonably accurate numerical solutions of the MRLW equation. This is a reliable method for getting the numerical solutions of the physically important non-linear problems.

Competing interests

The authors declare that they have no competing interests.

Authors' contributions

Both authors have almost equal contributions to the article. Particularly, SBGK participated in the application of the method and in coding and running the necessary programs. TG participated in the design of the basic outline of the article and equations. Both authors read, checked, and approved the final manuscript.

Acknowledgements

The authors would like to thank the reviewers for their careful reading and for making some useful comments which improved the presentation of the paper.

Author details

¹Department of Mathematics, Faculty of Science and Art, Nevsehir University, Nevsehir, 50300, Turkey. ²Department of Mathematics, Faculty of Science and Art, Inonu University, Malatya, 44280, Turkey.

Received: 19 February 2013 Accepted: 12 April 2013

Published: 14 May 2013

References

1. Peregrine, DH: Calculations of the development of an undular bore. *J. Fluid Mech.* **25**, 321–330 (1966)
2. Benjamin, TB, Bona, JL, Mahoney, JL: Model equations for long waves in nonlinear dispersive media. *Phil. Trans. Roy. Soc. Lond. A.* **272**, 47–78 (1972)
3. Eilbeck, JC, McGuire, GR: Numerical study of the regularized long wave equation, II: interaction of solitary wave. *J. Comput. Phys.* **23**, 63–73 (1977)
4. Jain, PC, Shankar, R, Singh, TV: Numerical solution of regularized long wave equation. *Commun. Numer. Meth. Eng.* **9**, 579–586 (1993)
5. Bhardwaj, D, Shankar, R: A computational method for regularized long wave equation. *Comput. Math. Appl.* **40**, 1397–1404 (2000)
6. Chang, Q, Wang, G, Guo, B: Conservative scheme for a model of nonlinear dispersive waves and its solitary waves induced by boundary motion. *J. Comput. Phys.* **93**, 360–375 (1995)
7. Gardner, LRT, Gardner, GA: Solitary waves of the regularized long wave equation. *J. Comput. Phys.* **91**, 441–459 (1990)
8. Gardner, LRT, Gardner, GA, Dogan, A: A least-squares finite element scheme for the RLW equation. *Commun. Numer. Meth. Eng.* **12**, 795–804 (1996)
9. Gardner, LRT, Gardner, GA, Dag, I: A B-spline finite element method for the regularized long wave equation. *Commun. Numer. Meth. Eng.* **11**, 59–68 (1995)
10. Alexander, ME, Morris, JL: Galerkin method applied to some model equations for nonlinear dispersive waves. *J. Comput. Phys.* **30**, 428–451 (1979)
11. Sanz Serna, JM, Christie, I: Petrov Galerkin methods for nonlinear dispersive wave. *J. Comput. Phys.* **39**, 94–102 (1981)
12. Dogan, A: Numerical solution of RLW equation using linear finite elements within Galerkin's method. *Appl. Math. Model.* **26**, 771–783 (2002)
13. Esen, A, Kutluay, S: Application of lumped Galerkin method to the regularized long wave equation. *Appl. Math. Comput.* **174**, 883–845 (2005)
14. Soliman, AA, Raslan, KR: Collocation method using quadratic B-spline for the RLW equation. *Int. J. Comput. Math.* **78**, 399–412 (2001)
15. Soliman, AA, Hussien, MH: Collocation solution for RLW equation with septic spline. *Appl. Math. Comput.* **161**, 623–636 (2005)
16. Raslan, KR: A computational method for the regularized long wave (RLW) equation. *Appl. Math. Comput.* **167**, 1101–1118 (2005)
17. Saka, B, Dag, I, Dogan, A: Galerkin method for the numerical solution of the RLW equation using quadratic B-splines. *Int. J. Comput. Math.* **81**(6), 727–739 (2004)
18. Dag, I, Saka, B, Irk, D: Application of cubic B-splines for numerical solution of the RLW equation. *Appl. Math. Comput.* **159**, 373–389 (2004)
19. Dag, I, Ozer, MN: Approximation of RLW equation by least-square cubic B-spline finite element method. *Appl. Math. Model.* **25**, 221–231 (2001)
20. Zaki, SI: Solitary waves of the splitted RLW equation. *Comput. Phys. Commun.* **138**, 80–91 (2001)
21. Gou, BY, Cao, WM: The Fourier pseudo-spectral method with a restraint operator for the RLW equation. *J. Comput. Phys.* **74**, 110–126 (1988)
22. Battal, GaziKarakoc, S: Numerical solutions of the modified equal width wave equation with finite elements method. PhD Thesis, Inonu University, Malatya (2011)
23. Battal Gazi Karakoc, S, Geyikli, T: Numerical solution of the modified equal width wave equation. *Int. J. Differential Equations.* **2012**(2012). doi:10.155/2012/587208
24. Geyikli, T, Battal Gazi Karakoc, S: Septic B-spline collocation method for the numerical solution of the modified equal width wave equation. *Appl. Math.* **6**(2), 739–749 (2011)
25. Geyikli, T, Battal Gazi Karakoc, S: Petrov-galerkin method with cubic B-splines for solving the MEW equation. *Bull. Belg. Math. Soc.* **19**, 225–227 (2012)
26. Gardner, LRT, Gardner, GA, Geyikli, T: The boundary forced MKdV equation. *J. comput. Phys.* **11**, 5–12 (1994)
27. Ramos, JI: Solitary wave interactions of the GRLW equation. *Chaos, Solitons Fractals.* **33**, 479–491 (2007)
28. Zhang, L: A finite difference scheme for generalized long wave equation. *Appl. Math. Comput.* **168**(2), 962–972 (2005)
29. Kaya, D, El-Sayed, SM: An application of the decomposition method for the generalized KdV and RLW equations. *Chaos, Solitons Fractals.* **17**, 869–877 (2003)
30. Roshan, T: A Petrov-Galerkin method for solving the generalized regularized long wave (GRLW) equation. *Comput. Math. Appl.* **63**, 943–956 (2012)
31. Gardner, LRT, Gardner, GA, Ayoup, FA, Ameen, NK: Simulations of solitary waves of the MRLW equation by B-spline finite element. *Arab. J. Sci. Eng.* **22**, 183–193 (1997)

32. Khalifa, AK, Raslan, KR, Alzubaidi, HM: A collocation method with cubic B-splines for solving the MRLW equation. *J. Comput. Appl. Math.* **212**, 406–418 (2008)
33. Khalifa, AK, Raslan, KR, Alzubaidi, HM: A finite difference scheme for the MRLW and solitary wave interactions. *Appl. Math. Comput.* **189**, 346–354 (2007)
34. Raslan, KR: Numerical study of the modified regularized long wave equation. *Chaos, Solitons Fractals.* **42**, 1845–1853 (2009)
35. Raslan, KR, Hassan, SM: Solitary waves for the MRLW equation. *Appl. Math. Lett.* **22**, 984–989 (2009)
36. Haq, F, Islam, S, Tirmizi, IA: A numerical technique for solution of the MRLW equation using quartic B-splines. *Appl. Math. Model.* **34**, 4151–4160 (2010)
37. Ali, A: Mesh free collocation method for numerical solution of initial-boundary value problems using radial basis functions. Ph.D. Thesis, Ghulam Ishaq Khan Institute of Engineering Sciences and Technology (2009)
38. Khalifa, AK, Raslan, KR, Alzubaidi, HM: Numerical study using ADM for the modified regularized long wave equation. *Appl. Math. Model.* **32**, 2962–2972 (2008)

doi:10.1186/2251-7456-7-25

Cite this article as: Karakoc and Geyikli: Petrov-Galerkin finite element method for solving the MRLW equation. *Mathematical Sciences* 2013 **7**:25.

Submit your manuscript to a SpringerOpen[®] journal and benefit from:

- Convenient online submission
- Rigorous peer review
- Immediate publication on acceptance
- Open access: articles freely available online
- High visibility within the field
- Retaining the copyright to your article

Submit your next manuscript at ► springeropen.com
